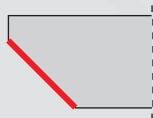


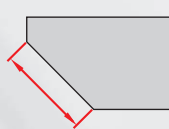
■ SBM-500 | STATIONARY BEVELING MACHINE

Stationary beveller for machining straight edges of different size workpieces.

Modern design, numbers of advanced control systems and innovative solutions streamlines workflow to maximize your production efficiency.



Edge Beveling



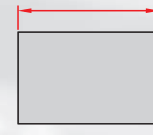
Bevel width
up to 30 mm



Bevel angles 15° - 60°
continuous adjustment



Workpiece height
from 3 mm up to 100 mm



Min. workpiece width 50 mm
Min. workpiece length 150 mm



Pipe OD beveling
from 50 mm up to 150 mm
(option)

■ Features & benefits:

- very high surface quality
- precise setting of bevel angle from 15 up to 60 degrees and bevel width up to 30 mm
- continuous adjustment of spindle speed and feed rate make it suitable for different types of steel and aluminium
- high speed rotary milling head equipped with 7 inserts
- cutting inserts dedicated to various materials
- no heat affected zones or distortion of the workpiece
- easy access to milling head and cutting inserts
- workpiece height up to 100 mm
- powerful 7.500 W motor
- 3D contact wheel control ensures proper workpiece alignment in relation to milling head
- ergonomic ball roller bench
- swarf drawer
- supplementary tables to accommodate long workpieces
- pipe beveling attachment for pipes 50-150 mm (2-6") OD



SBM-500 TECHNICAL SPECIFICATION


Voltage	3~ 400 VAC + N+PE, 50/60 Hz
Power	7500 W
Spindle speed (no load)	500 - 2920 rpm
Feed rate	up to 3.3 m/min
Feed by contact wheel	YES
Bevel angle range	15 - 60° with continuous angle adjustment
Bevel width	up to 30 mm
Milling head with 7 inserts	YES
Min. dimensions of a bar	50x150x3 mm
Max. workpiece height	up to 100 mm
Weight	850 kg
Product Code:	UKS-0573-10-00-00-0




Convenient ball roller bench



Suitable for various materials incl. aluminum



Auxiliary tables to accommodate long workpieces



Posibility of pipe OD beveling

Standard set includes:

- SBM-500
- Set of Tools
- Operator's Manual (English)

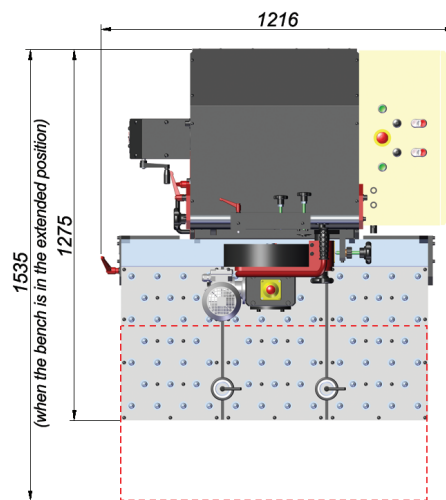
Accessories:

- GLW-000030 - Milling head
- PLY-000396 - Cutting insert for steel (7pcs required)
- PLY-000408 - Cutting insert for aluminum (7pcs required)

Cutting inserts for stainless steel are available on request

STL-0573-35-00-00-0 – Auxiliary table for long workpieces

PRK-0573-36-00-00-0 – Pipe beveling attachment for pipes 50-150 mm (2-6") OD



User-friendly control panel




Precise bevel angle adjustment




Simple setting of bevel width



Capacious swarf drawer



Easy access to milling head and inserts



High quality bevel results



PROMOTECH Sp. z o.o.
ul. Elewatorska 23/1, 15-620 BIAŁYSTOK, POLAND
tel. (+48 85) 678 34 05, fax (+48 85) 662 78 77
marketing@promotech.eu www.promotech.eu

Your local dealer:

